


Registering on Tabroom.com

1. Visit <http://www.tabroom.com>. If you do not have an account, click “Sign Up” in the upper right-hand corner, and input the information requested.



2. Once you have created an account and are logged in, click the “Students” tab, and in the menu to the right, click “Add a new student.”

NATIONAL FORENSIC LEAGUE TOURNAMENTS

Tournaments Students Judges Circuits Settings Results

Skip past the email search to:

Or, Create a new student (without idebate.org account)

and simply enter the student’s first and last name and graduation year (other information is optional).



3. You repeat the same process for adding judges: click on the “Judges” tab, and enter each judge’s name. **In the “Notes” area, please indicate whether the judge knows your students or not.**

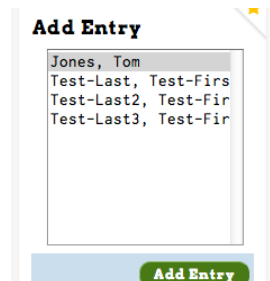
EASTERN VALLEY CONFERENCE TOURNAME

Invite Register

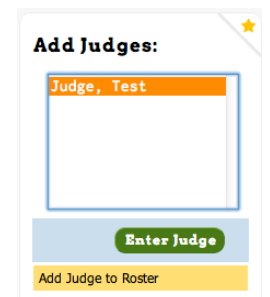
The Eastern Valley Conference Forensics Tournament is Monday, February 20, 2012

4. In the “Search Tournaments” box below the Sign Up/Login links, you can type “Milwaukee City Conference” or simply go directly to: <http://mps.tabroom.com>
5. You will see the “Invite” tab with information about the tournament. Click the “Register” tab, and **then the “Entries”** tab to enter students in the events listed on the right-hand side. Click a student’s name and then “Add Entry.” Repeat as needed.

General Entries Judges Website



6. To add judges from your roster to the tournament, click on the “Judges” tab, and click a judge’s name, and then “Enter Judge,” much in the same way as you added entries.



7. On the “General” tab, you will see a menu on the right, with the option to “Print Registration,” which will have all your students’ codes.

